



NÁRODNÉ POĽNOHOSPODÁRSKE
A POTRAVINÁRSKE CENTRUM
VÝSKUMNÝ ÚSTAV ŽIVOČÍŠNEJ
VÝROBY NITRA

The ruminant livestock and breeding industry in Slovakia

**RUMINOMICS – Regional Workshop, Budapest
September 28 – 29 2015, Peter Polák a Ján Tomka**

Central Europe




- Experience with Austro – Hungarien Empire
- Experience with soviet social experiment

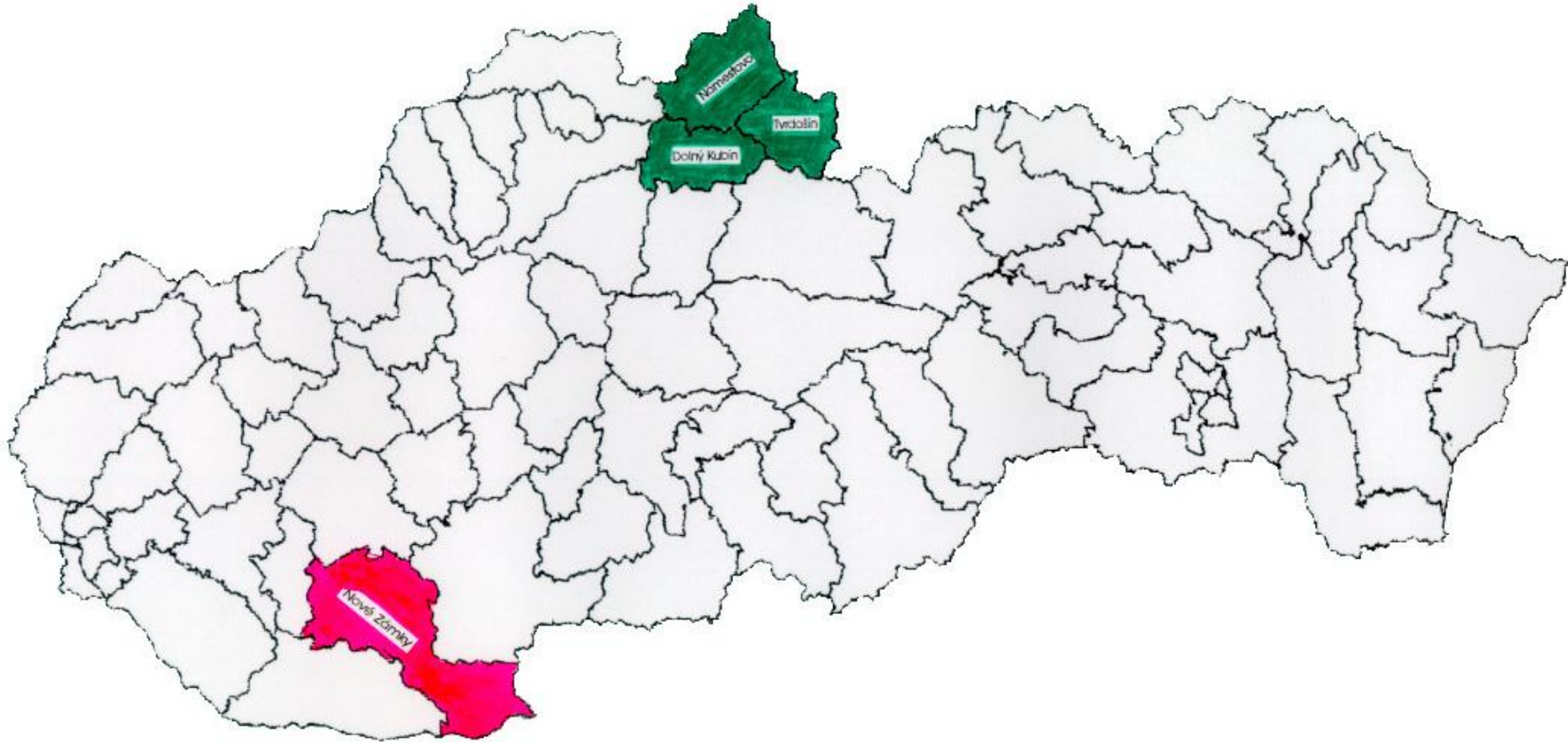


Slovakia

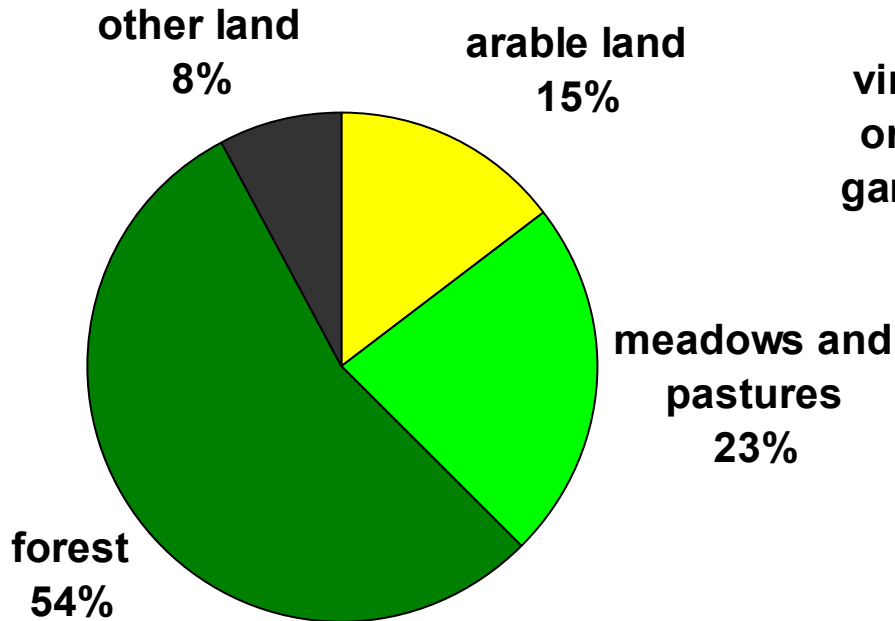




Evaluation on Regional Level



Land Use in Different Regions

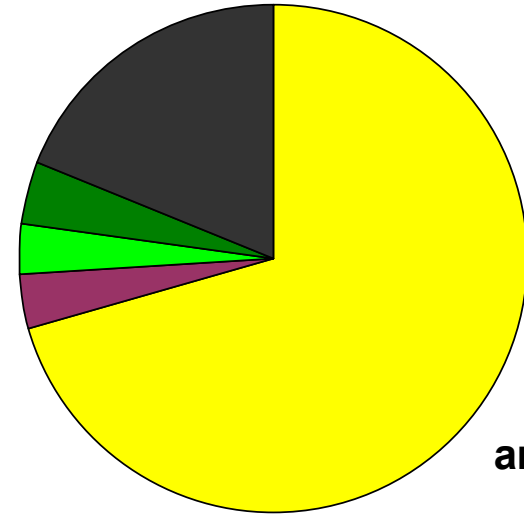


other land
19%

forest
4%

meadows
and pastures
3%

vineyards,
orchards,
gardens 3%



Effect of socialistic way of farming

- Planned economy
- Rural areas collectivization
- Increase of productivity
- Investments to production
- Large scale technology development
- Herd and field size increased
- Management problems
- No small holders officially tolerated



After soviet system collaps...

- Collapse of market – collapse of sector
- Small holders
- Reduction of production
- Decrease of herd numbers
- Privatization
- Restitutions
- Transition period
- Finding most suitable model
- 2004 EU



Stats

- **71 700 employees in agriculture (3% of whole workforce)**
- **Food self sufficiency of SR – 45-50%!!!**
- **Portion of slovak agricultural products in markets – 46%!**



Land use in Slovakia (1000 ha)

- Total area 4 903
- Land area 4 810
- Agricultural area 1 954
- Arable land 1 360
- Permanent pastures 527
- Permanent crops 58



Farms

- **24 463 farms** (79.91ha)
 - **2276 legal entities** (695 ha)
 - **22 187 personal entities** (17 ha)
 - **6 008 self-employed farmers** (53 ha)
 - **16 179 households** (3 ha)


(Stat. Office of SR, 2012)



Meat consumption


Total meat - 55.8 kg/cap/y ↓

- **Pork - 30.8 ↓**
- **Poultry - 19 ↓**
- **beef and veal - 4.3 ↓**
- **Rabbit - 2.5 kg/cap/y**
- **Fish - 5.1 kg/cap/y↑**



Other animal origin food consumption (cap/y)

- Milk and milk products 165,3 kg
 - Sheep milk 1,8 kg
 - Goat milk 0,6 kg
- Cheese 9.9 kg
- Eggs 208 pcs
- Honey 0.7 kg





Tekovský salámový syr (PGI)



Zázrivský korbáčik (PGI)



Oravský korbáčik (PGI)



Slovenská parenica (PGI)



Liptovská saláma (TSG)



Skalický trdelník (PGI)



Špekačky (TSG)



Spišské párky (TSG)



Slovenský oštiepok (PGI)



Lovecká saláma (TSG)



Slovenská bryndza (PGI)



Ovčí salašnícky syr hrudkový a údený (TSG)



Farm animals

Cattle

463 000

Pigs

580 000 ↓ 15.6%

Sheep

393 000

Goats

34 000 ↓ 3.6%

Horses

7 000



Dairy sector

Year	Number of cows (1000 heads)	Average milk production per cow and year (kg)	Total milk production in Slovakia (1000 tons)	Quota repetition (%)
2009	165,9	5769	957,3	89,4
2010	161,3	5692	918,9	79,0
2011	153,1	5946	928,3	76,4
2012	152,4	6295	959,4	78,3
2013	147,4	6334	933,9	79,3
2014	145,9	6505	948,7	77,2
2015	140,0	6600	924,9	79,0



Beef sector

Year	2012	2013	2014	2015
Number of suckler cows	50,7	53,5	56,4	60
Proportion from cows herd	25,2	27,1	28,1	30



Sheep sector

Year	2012	2013	2014	2015
Number of ewes (1000 heads)	267,1	265,4	254,7	263
Number of dairy ewes (1000 heads)	138,9	141,4	142,6	143,6
Total milk production (1000 kg)	10 932	11 102	12 316	12 685
Milk production per ewe and year	66,55	71,42	71,43	79,35
Lamb production (1000 heads)	133	137	122	127




Challenges to future

- Food selfsufficiency 80 % in 2020
- Climate change – heat stress
- Non stability of sector
- Subsidies and covered subsidies



What we need the most ?

- Equality
- Stability
- Social status



Peter Polák
National Agricultural and Food Center
Research Institute for Animal Production
Hlohovecká 2
951 41 Lužianky
037 / 6546 428
037 / 6546 328 – sekretariát
polak@vuzv.sk, www.vuzv.sk



Thank you for your attention

